



Community Profile 2012

For



Coleman Township

Version 1.1
October 19, 2012

© 2012 of Township of Coleman

This document contains information that is subject to change without notice. All data is believed to be accurate, but the reader is advised to verify data before reaching decisions based upon information contained within this document. All marks are the property of their respective owners. For further information, contact

Claire Bigelow - Clerk Treasurer
Township of Coleman
937907 Marsh Bay Road
Coleman, ON, P0J 1C0

Phone: (705)679-8833
Fax: (705)679-8300

Email: toc@ontera.net
www.colemantownship.ca

Table of Contents

Introduction 1

Location 2
Climate 4

Demographics 5

Population Size and Growth.....	5
Age Profile.....	5
Language Characteristics.....	6
Mobility Characteristics.....	7
Level of Education.....	8
Income 9	

Labour Force 12

Key Indicators.....	12
Labour Force by Occupation.....	13
Labour Force by Industry.....	16
Commuting to Work.....	17
Net Import & Export of Labour Force.....	18
General Wages by Occupation.....	18

Key Industries 19

Largest Employers.....	19
------------------------	----

Transportation Facilities 20

Highways.....	20
Rail Service.....	21
Airports 21	
Port 22	

Taxes and Utilities 24

Local Tax Rates.....	24
Federal and Provincial Income Tax Rates.....	24
Electricity.....	25
Natural Gas.....	28
Waste Management.....	29
Water and Sanitary Sewer.....	30
Communications Infrastructure.....	31

Building and Development Related Fees 34

Development Charges.....	34
--------------------------	----

Industrial Parks 35

Business Support Programs and Services 35

Local Business Development Programs.....	35
Government Services.....	37
Chamber of Commerce and Business Associations.....	37
Education, Employment and Training Services.....	38
Area Financial Institutions.....	39
Investor Groups.....	40
Real Estate.....	41
Incentives.....	41
Economic Strategies.....	43

Quality of Life 44

Housing Characteristics.....	44
Health Care Services.....	44
Education.....	46
Protective Services.....	46
Recreation, Tourism and Events.....	47
Local Media.....	48

List of Tables and Figures

Table 1: Coleman Average Temperature (°C)	4
Table 2: Coleman Average Precipitation	4
Table 3: Census Population Change, 2001-2011	5
Table 4: Age Distribution	6
Table 5: Language Characteristics, 2006	6
Table 6: Coleman Mobility Rates	7
Table 7: Highest Level of Education, 2006	8
Table 8: Total Income Levels, 2005	9
Table 9: Family Income Levels, 2005	10
Table 10: Household Income Levels, 2005	11
Table 11: Labour General Characteristics, 2006	12
Table 12: Labour Force by Occupation, 2006	14
Table 13: Labour Force by Industry, 2006	16
Table 14: Where the Coleman Resident Labour Force Works, 2006	17
Table 15: Place of Residence for Persons Working in Coleman, 2006	17
Table 16: General Wage by Occupation	18
Table 17: Largest Private Sector Employers	19
Table 18: Largest Public Sector Employers	19
Table 19: Distance to Urban Centres	20
Table 20: Distance to Major US Border Crossings	20
Table 21: Air Carrier Services	22
Table 22: Local Tax Rates, 2012	24
Table 23: Corporate Taxes – Non-Canadian Controlled	24
Table 24: Corporate Taxes –Canadian Controlled	24
Table 25: Personal Income Tax, 2012	24
Table 26 : Sales Tax	25
Table 27: Residential Electricity Rates	25
Table 28: Small Business Service Electricity Rates	26
Table 29: Seasonal Customers Service Electricity Rates	27
Table 30: Gas: Regional Residential Rates (Rate 301)	28
Table 31: Gas: Small Commercial Rates (Rate 310)	28
Table 32: Gas: Large Volume General Firm Service* (Northern Rate 10)	29
Table 33: Waste Sites	29
Table 34: Water Rates	30
Table 35: Communications Infrastructure	31
Table 36: Development-Related Application Fees:	34
Table 37: Economic Strategies	43
Table 38: Housing Characteristics, 2008	44
Table 39: Public Schools	46
Table 40: Catholic Schools	46
Table 41: Recreation and Tourism Facilities	47
Table 42: Newspapers	48
Table 43: Cable Service	48
Figure 1: Coleman North American Location Map	2
Figure 2: Coleman Location Map	3
Figure 3: Age Distribution Chart	5
Figure 4: Labour Force by Occupation, 2006	13

Coleman Community Profile 2012

Coleman Community Profile 2012

1 Introduction

Coleman is a township in the northeastern part of the Canadian province of Ontario. It is situated in the Timiskaming District of Northern Ontario. The township had a population of 597 in the Canada 2011 Census.

Coleman Township is a vibrant and beautiful place with clean public beaches, challenging nature trails and wonderful cross-country skiing opportunities right on your doorstep. The community was first formed around 1906. Coleman was named after Florence Coleman Flumerfelt, the daughter of coal company president A.C. Flumerfelt. The township celebrated its first 100 years in 2006.

The Township of Coleman has an abundance of wildlife which comprises the majority of the 2 billion square feet, as well as many opportunities to expand.

Coleman Community Profile 2012

.1 Location

Coleman Township is located off Highway 11, and surrounds the town of Cobalt. Coleman is located just minutes from the city of Temiskaming Shores, off of Highway 11. Residents take advantage of the small city life, while enjoying country seclusion.

Figure 1: Coleman North American Location Map¹

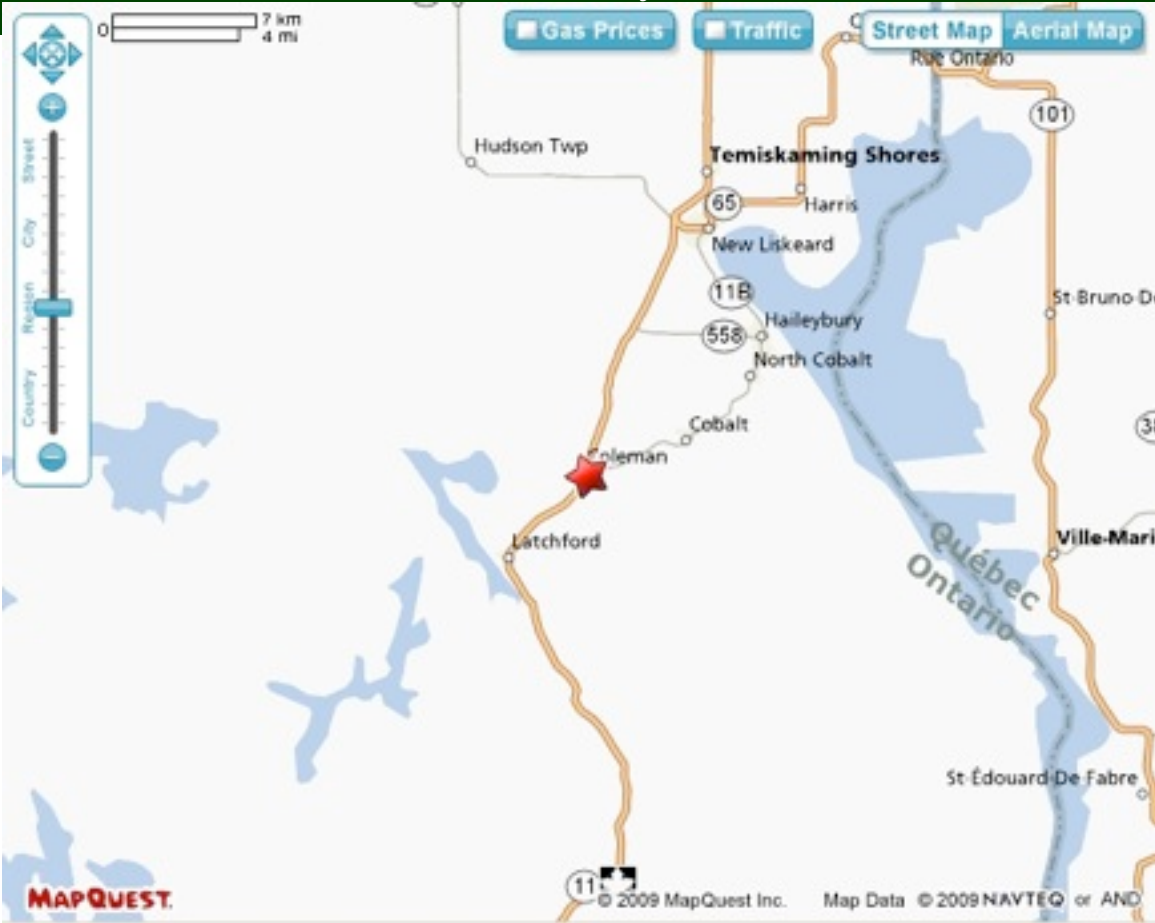


Source: McSweeney & Associates from <http://www.mapquest.com/beta>

Figure 2: Coleman Location Map

¹ Scale: 210km : 120 mi

Coleman Community Profile 2012



Source: <http://www.mapquest.com/beta>

Coleman Community Profile 2012

.2 Climate

Coleman derives climatic data from Earlton A Station.

Table 1: Coleman Average Temperature (°C)

Temperature	Jan	Feb	Mar	Apr	May	Jun	Jul	Aug	Sep	Oct	Nov	Dec
Daily Average	-16.4	-13.8	-6.9	2.2	10.5	15.4	18.1	16.6	11.2	4.9	-2.9	-12.1
Standard Deviation	3.1	3.1	2.5	2.1	2.1	1.6	1.1	1.3	1.5	1.8	2	3.8
Daily Maximum	-10.1	-7.1	-0.7	8.1	17.4	22.2	24.7	22.9	17.1	9.8	1.2	-6.7
Daily Minimum	-22.6	-20.5	-13	-3.6	3.6	8.6	11.5	10.2	5.4	0.1	-6.9	-17.5
Extreme Maximum	8.3	11	23.9	29.9	33.3	36.1	38.3	36.1	33.9	27.8	19.4	14.7
Extreme Minimum	-45	-43.9	-38.9	-28.3	-11.1	-4.4	0	-1.7	-7.2	-13.3	-32	-45

Source: Environment Canada, Earlton A Station

Table 2: Coleman Average Precipitation

Precipitation	Jan	Feb	Mar	Apr	May	Jun	Jul	Aug	Sep	Oct	Nov	Dec
Rainfall (mm)	4.4	3.1	19.7	35.9	64.8	76.8	79.7	80.9	88.4	64.1	28.4	7.6
Snowfall (cm)	54.1	39.5	40.9	20.3	2.2	0.3	0	0	0.3	5.6	33	50.9
Precipitation (mm)	54	39.8	59.1	55.5	67	77.1	79.7	80.9	88.7	69.4	60.1	53.9
Average Snow Depth (cm)	41	52	39	8	0	0	0	0	0	0	4	19
Median Snow Depth (cm)	41	53	39	7	0	0	0	0	0	0	2	19
Snow Depth at Month-end (cm)	49	47	20	0	0	0	0	0	0	0	8	31

Source: Environment Canada, Earlton A Station

Coleman Community Profile 2012

2 Demographics

2.1 Population Size and Growth

Between 2006 and 2011, Coleman experienced a population increase of 10.6%.

Table 3: Census Population Change, 2001-2011

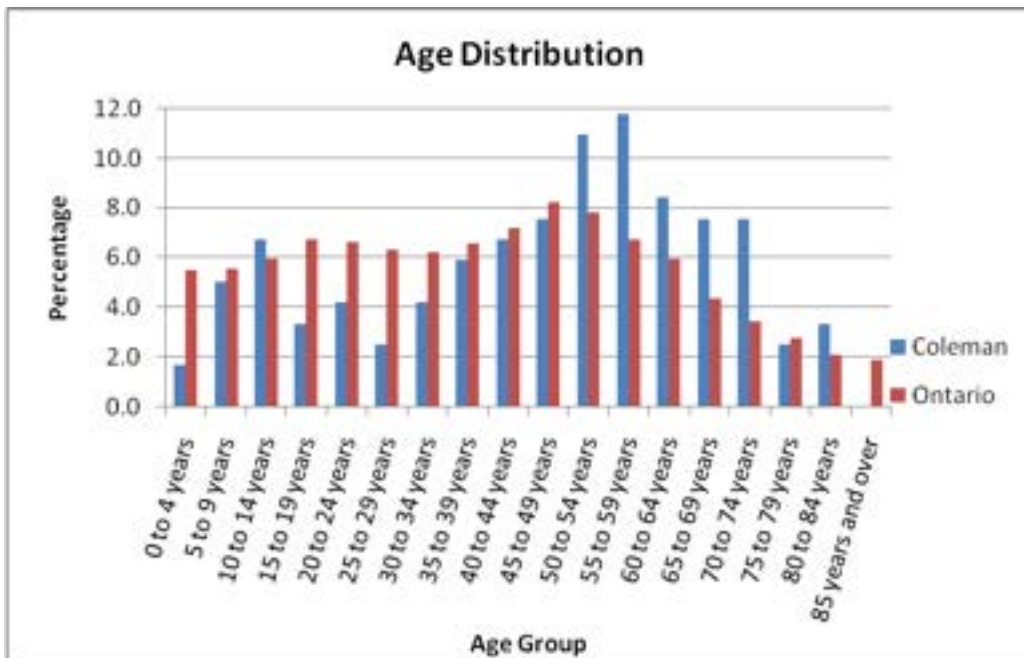
	2001	2006	2011
Coleman Population Count	550	540	597
% Change from Previous Census		-1.8	10.6
	2001	2006	2011
Ontario Population Count	11,410,046	12,160,282	12,851,821
% Change from Previous Census		6.6	5.7

Source: Statistics Canada. 2011. 2011 Community Profiles. 2011 Census. Statistics Canada Catalogue no. 98-316-XWE. Ottawa. Released September 19th, 2012. <http://www12.statcan.gc.ca/census-recensement/2011/dp-pd/prof/index.cfm?Lang=E>.

2.2 Age Profile

Coleman has an older population compared to the provincial average, with a median age 10.5 years higher than Ontario. Statistics show that percentages of the total population that are between the ages of 10 to 14, 50 to 74, and 80 to 84 are above the provincial average, while the percentages for those 0 to 9, 15 to 49, 75 to 79 and 85+ are below the provincial average.

Figure 3: Age Distribution Chart



Source: Statistics Canada. 2011. 2011 Community Profiles. 2011 Census. Statistics Canada Catalogue no. 98-316-XWE. Ottawa. Released September 19th, 2012. <http://www12.statcan.gc.ca/census-recensement/2011/dp-pd/prof/index.cfm?Lang=E>.

Coleman Community Profile 2012

Table 4: Age Distribution

Characteristics	Coleman 2011	Coleman 2011 (%)	Ontario 2011 (%)
Age	595		
0 to 4 years	10	1.7	5.5
5 to 9 years	30	5.0	5.5
10 to 14 years	40	6.7	5.9
15 to 19 years	20	3.4	6.7
20 to 24 years	25	4.2	6.6
25 to 29 years	15	2.5	6.3
30 to 34 years	25	4.2	6.2
35 to 39 years	35	5.9	6.6
40 to 44 years	40	6.7	7.2
45 to 49 years	45	7.6	8.2
50 to 54 years	65	10.9	7.8
55 to 59 years	70	11.8	6.7
60 to 64 years	50	8.4	6.0
65 to 69 years	45	7.6	4.4
70 to 74 years	45	7.6	3.4
75 to 79 years	15	2.5	2.8
80 to 84 years	20	3.4	2.1
85 years and over	0	0.0	1.9
Median age of the population	50.9		
% of the population aged 15 and over	85.6		

Source: Statistics Canada. 2011. 2011 Community Profiles. 2011 Census. Statistics Canada Catalogue no. 98-316-XWE. Ottawa. Released September 19th, 2012. <http://www12.statcan.gc.ca/census-recensement/2011/dp-pd/prof/index.cfm?Lang=E>.

2.3 Language Characteristics

Table 5 indicates 96.5% of people in Coleman speak English or French or both official languages.

Table 5: Language Characteristics, 2006

Characteristics	Coleman	Coleman (%)	Ontario (%)
Total population	430		
English only	335	77.9	68.4
French only	65	15.1	4.1
English and French	20	4.7	0.3
Other language(s)	15	3.5	27.2

Source: Adapted from Statistics Canada, 2006 Electronic Profile, 94-581-XCB2006001, Profile for Canada, Provinces, Territories, Census Divisions and Census Subdivisions, 2006 Census.

Coleman Community Profile 2012

2.4 Mobility Characteristics

Residents of Coleman were slightly less likely to move than the provincial average. Movers were more likely to move from outside Coleman than within Coleman. In addition, Coleman had more migrants from within the province than from outside province or from outside Canada.

Table 6: Coleman Mobility Rates

Characteristics	Coleman 2006	Coleman 2006 (%)	Ontario 2006 (%)
Mobility status – place of residence one year ago			
Total population 1 year and over	430		
Non-movers	375	87.2	86.6
Movers	50	11.6	13.4
Non-migrants	30	7.0	8.0
Migrants	20	4.7	5.4
Internal Migrants	20	4.7	4.3
Intraprovincial migrants	20	4.7	3.8
Interprovincial migrants	0	0.0	0.5
External migrants	0	0.0	1.1
Mobility status – place of residence status five years ago			
Total population 5 years and over	425		
Non-movers	290	67.4	58.7
Movers	140	32.6	41.3
Non-migrants	40	9.3	22.4
Migrants	95	22.1	18.9
Internal Migrants	100	23.3	14.0
Intraprovincial migrants	95	22.1	12.3
Interprovincial migrants	10	2.3	1.6
External migrants	0	0.0	5.0

Source: McSweeney & Associates, Adapted from Statistics Canada, 2006 Electronic Profile, 94-581-XCB2006001, Profile for Canada, Provinces, Territories, Census Divisions and Census Subdivisions, 2006 Census.

Coleman Community Profile 2012

2.5 Level of Education

Table 7 indicates the highest level of education in Coleman in 2006²:

- Coleman has a larger percentage of residents with an apprenticeship or trades certificate or diploma and lower education level compared to the provincial average at age 25-34.
- Coleman has a larger percentage of residents with an apprenticeship or trades certificate or diploma and No certificate, diploma or degree compared to the provincial average at age 35-64.
- Conversely, Coleman has a smaller percentage of residents with a high school certificate or equivalent and College, CEGEP or other non-university certificate or diploma and higher education level university certificate, diploma or degree compared to the provincial average at age 35-64.

Table 7: Highest Level of Education, 2006

Characteristics	Coleman 2006	Coleman 2006(%)	Ontario 2006(%)
Total population aged 25 to 34	20		
No certificate; diploma or degree	10	50.0	8.7
High school certificate or equivalent	10	50.0	23.8
Apprenticeship or trades certificate or diploma	10	50.0	6.0
College; CEGEP or other non-university certificate or diploma	0	0.0	24.3
University certificate or diploma below the bachelor level	0	0.0	4.5
University certificate; diploma or degree	0	0.0	32.7
Total population aged 35 to 64	225		
No certificate; diploma or degree	70	31.1	15.0
High school certificate or equivalent	55	24.4	25.4
Apprenticeship or trades certificate or diploma	55	24.4	9.6
College; CEGEP or other non-university certificate or diploma	45	20.0	21.3
University certificate or diploma below the bachelor level	0	0.0	4.7
University certificate; diploma or degree	0	0.0	24.0

Source: McSweeney & Associates, Statistics Canada. 2007. 2006 Community Profiles. 2006 Census. Statistics Canada Catalogue no. 92-591-XWE. Ottawa. Released March 13 2007. <http://www12.statcan.ca/english/census06/data/profiles/community/index.cfm?Lang=E>

² Errors may be introduced due to rounding and suppression.

Coleman Community Profile 2012

2.6 Income

Table 8 indicates substantially lower income levels in Coleman than in Ontario in 2005, with a much greater percentage of income derived from government transfers.

Table 8: Total Income Levels, 2005

Characteristic	Coleman	Coleman (%)	Ontario (%)
Total income in 2005 of population 15 years and over - 20% sample data	395		
Without income	25	6.3	4.9
With income	370	93.7	95.1
Under \$1,000	20	5.1	4.1
\$1,000 to \$2,999	15	3.8	3.4
\$3,000 to \$4,999	25	6.3	3.2
\$5,000 to \$6,999	15	3.8	3.4
\$7,000 to \$9,999	15	3.8	5.5
\$10,000 to \$11,999	30	7.6	3.9
\$12,000 to \$14,999	30	7.6	5.7
\$15,000 to \$19,999	40	10.1	8.5
\$20,000 to \$24,999	35	8.9	7.0
\$25,000 to \$29,999	35	8.9	6.2
\$30,000 to \$34,999	25	6.3	6.3
\$35,000 to \$39,999	20	5.1	5.7
\$40,000 to \$44,999	20	5.1	5.0
\$45,000 to \$49,999	10	2.5	4.2
\$50,000 to \$59,999	15	3.8	6.6
\$60,000 and over	10	2.5	16.5
Characteristic	Coleman	Ontario	
Median income \$	19,258	27,258	
Average income \$	21,849	38,099	
Standard error of average income \$	1,519	56	
Composition of total income (100%)	100	100	
Earnings %	56.5	77.4	
Government transfers %	26.3	9.8	
Other money %	17.9	12.9	

Source: McSweeney & Associates, Adapted from Statistics Canada, 2006 Electronic Profile, 94-581-XCB2006001, Profile for Canada, Provinces, Territories, Census Divisions and Census Subdivisions, 2006 Census.

Coleman Community Profile 2012

Table 9 indicates substantially lower family incomes in Coleman than in Ontario in 2005.

Table 9: Family Income Levels, 2005

Characteristic	Coleman	Coleman (%)	Ontario (%)
Family income in 2005 of economic families - 20% sample data	135		
Under \$10,000	0	0.0	2.4
\$10,000 to \$19,999	0	0.0	4.0
\$20,000 to \$29,999	20	14.8	6.8
\$30,000 to \$39,999	20	14.8	8.6
\$40,000 to \$49,999	45	33.3	8.8
\$50,000 to \$59,999	15	11.1	8.6
\$60,000 to \$69,999	10	7.4	8.5
\$70,000 to \$79,999	15	11.1	8.0
\$80,000 to \$89,999	0	0.0	7.4
\$90,000 to \$99,999	0	0.0	6.4
\$100,000 and over	10	7.4	30.5
Characteristic	Coleman	Ontario	
Median family income \$	43,966	72,734	
Average family income \$	49,702	90,526	
Standard error of average family income \$	3,275	159	
Composition of family income (100%)	100	100	
Employment income %	53.2	79.5	
Government transfer payments %	26.0	8.8	
Other %	20.8	11.8	

Source: McSweeney & Associates, Adapted from Statistics Canada, 2006 Electronic Profile, 94-581-XCB2006001, Profile for Canada, Provinces, Territories, Census Divisions and Census Subdivisions, 2006 Census.

Coleman Community Profile 2012

Table 10 indicates substantially lower household incomes in Coleman than in Ontario in 2005.

Table 10: Household Income Levels, 2005

Characteristic	Coleman	Coleman (%)	Ontario (%)
Household income in 2005 of private households - 20% sample data	175		
Under \$10,000	10	5.7	4.4
\$10,000 to \$19,999	15	8.6	8.8
\$20,000 to \$29,999	15	8.6	9.0
\$30,000 to \$39,999	30	17.1	9.8
\$40,000 to \$49,999	45	25.7	9.2
\$50,000 to \$59,999	25	14.3	8.5
\$60,000 to \$69,999	10	5.7	7.8
\$70,000 to \$79,999	10	5.7	7.1
\$80,000 to \$89,999	0	0.0	6.2
\$90,000 to \$99,999	0	0.0	5.2
\$100,000 and over	10	5.7	24.0
Characteristic	Coleman		Ontario
Median household income \$	42,143		60,455
Average household income \$	45,141		77,967
Standard error of average household income \$	3,459		123

Source: McSweeney & Associates, Adapted from Statistics Canada, 2006 Electronic Profile, 94-581-XCB2006001, Profile for Canada, Provinces, Territories, Census Divisions and Census Subdivisions, 2006 Census.

3.1 Key Indicators

Coleman's labour force consists of 395 persons. Table 11 demonstrates that Coleman's labour participation and employment rates are lower than Ontario. The unemployment rate is lower than Ontario at age 15 to 24 while it is slightly higher than Ontario at age 25+.

Table 11: Labour General Characteristics, 2006³

Characteristic	Coleman	Ontario
Population 15 to 24 years - Labour force activity	75	1,624,835
In the labour force	30	1,059,355
Employed	30	905,425
Unemployed	0	153,935
Not in the labour force	40	565,475
Participation rate	40	65.2
Employment rate	40	55.7
Unemployment rate	0	14.5
Population 25 years and over - Labour force activity	320	8,194,585
In the labour force	170	5,528,220
Employed	160	5,258,825
Unemployed	10	269,395
Not in the labour force	150	2,666,365
Participation rate	53.1	67.5
Employment rate	50	64.2
Unemployment rate	5.9	4.9

Source: McSweeney & Associates, Adapted from Statistics Canada, 2006 Electronic Profile, 94-581-XCB2006001, Profile for Canada, Provinces, Territories, Census Divisions and Census Subdivisions, 2006 Census.

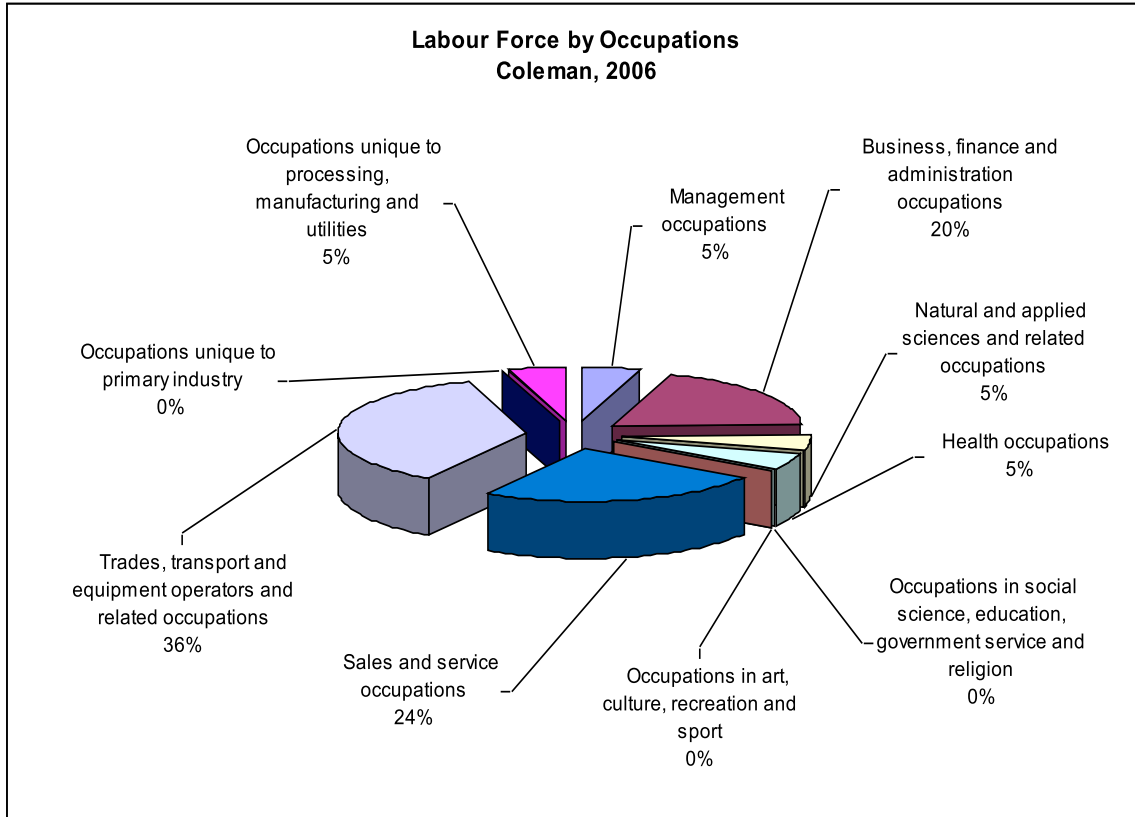
³ Participation rate %=labourforce/total population 15+
 Employment rate %= employed/totalpopulation 15+
 Unemployment rate %=unemployed/labourforc

Coleman Community Profile 2012

3.2 Labour Force by Occupation

In Coleman, trades, transport and equipment operators and related occupations represent the largest occupation group in the area which is 23.7% higher than the percentage of provincial average. Sales and service occupations are also substantially higher than the provincial average. Figure 4 and Table 12 indicate Coleman's labour force experience by occupation.

Figure 4: Labour Force by Occupation, 2006



Source: McSweeney & Associates, Adapted from Statistics Canada, 2006 Electronic Profile, 94-581-XCB2006001, Profile for Canada, Provinces, Territories, Census Divisions and Census Subdivisions, 2006 Census.

Coleman Community Profile 2012

Table 12: Labour Force by Occupation, 2006

Characteristic	Coleman 2006	Coleman 2006 (%)	Ontario 2006 (%)
Total labour force 15 years and over by occupation - National Occupational Classification for Statistics 2006 - 20% sample data	200		
Occupation - Not applicable	0	0.0	1.7
All occupations	200	100.0	98.3
A Management occupations	10	5.0	10.1
A0 Senior management occupations	0	0.0	1.3
A1 Specialist managers	10	5.0	2.9
A2 Managers in retail trade, food and accommodation services	0	0.0	2.8
A3 Other managers, n.e.c.	0	0.0	3.2
B Business, finance and administration occupations	40	20.0	18.3
B0 Professional occupations in business and finance	0	0.0	2.8
B1 Finance and insurance administration occupations	0	0.0	1.2
B2 Secretaries	0	0.0	1.4
B3 Administrative and regulatory occupations	0	0.0	2.2
B4 Clerical supervisors	0	0.0	0.6
B5 Clerical occupations	25	12.5	10.0
C Natural and applied sciences and related occupations	10	5.0	6.9
C0 Professional occupations in natural and applied sciences	0	0.0	4.0
C1 Technical occupations related to natural and applied sciences	10	5.0	2.8
D Health occupations	10	5.0	5.2
D0 Professional occupations in health	0	0.0	1.1
D1 Nurse supervisors and registered nurses	0	0.0	1.6
D2 Technical and related occupations in health	0	0.0	1.2
D3 Assisting occupations in support of health services	10	5.0	1.4
E Occupations in social science, education, government service and religion	0	0.0	8.3
E0 Judges, lawyers, psychologists, social workers, ministers of religion, and policy and program officers	0	0.0	2.3
E1 Teachers and professors	0	0.0	4.0
E2 Paralegals, social services workers and occupations in education and religion, n.e.c.	10	5.0	2.0
F Occupations in art, culture, recreation and sport	0	0.0	3.1
F0 Professional occupations in art and culture	0	0.0	1.3
F1 Technical occupations in art, culture, recreation and sport	0	0.0	1.7

Coleman Community Profile 2012

Characteristic	Coleman 2006	Coleman 2006 (%)	Ontario 2006 (%)
G Sales and service occupations	50	25.0	23.1
G0 Sales and service supervisors	10	5.0	0.8
G1 Wholesale, technical, insurance, real estate sales specialists, and retail, wholesale and grain buyers	0	0.0	2.2
G2 Retail salespersons and sales clerks	10	5.0	4.4
G3 Cashiers	15	7.5	1.8
G4 Chefs and cooks	0	0.0	1.2
G5 Occupations in food and beverage service	0	0.0	1.4
G6 Occupations in protective services	0	0.0	1.6
G7 Occupations in travel and accommodation, including attendants in recreation and sport	0	0.0	0.8
G8 Child care and home support workers	0	0.0	1.4
G9 Sales and service occupations, n.e.c.	15	7.5	7.4
H Trades, transport and equipment operators and related occupations	75	37.5	13.8
H0 Contractors and supervisors in trades and transportation	10	5.0	0.7
H1 Construction trades	0	0.0	2.2
H2 Stationary engineers, power station operators and electrical trades and telecommunications occupations	0	0.0	1.0
H3 Machinists, metal forming, shaping and erecting occupations	0	0.0	1.3
H4 Mechanics	20	10.0	2.0
H5 Other trades, n.e.c.	0	0.0	0.7
H6 Heavy equipment and crane operators, including drillers	10	5.0	0.5
H7 Transportation equipment operators and related workers, excluding labourers	25	12.5	3.1
H8 Trades helpers, construction and transportation labourers and related occupations	0	0.0	2.3
I Occupations unique to primary industry	0	0.0	2.5
I0 Occupations unique to agriculture, excluding labourers	0	0.0	1.5
I1 Occupations unique to forestry operations, mining, oil and gas extraction and fishing, excluding labourers	0	0.0	0.2
I2 Primary production labourers	0	0.0	0.8
J Occupations unique to processing, manufacturing and utilities	10	5.0	7.0
J0 Supervisors in manufacturing	0	0.0	0.5
J1 Machine operators in manufacturing	10	5.0	2.5
J2 Assemblers in manufacturing	10	5.0	2.4
J3 Labourers in processing, manufacturing and utilities	0	0.0	1.7

Source: McSweeney & Associates, Adapted from Statistics Canada, 2006 Electronic Profile, 94-581-XCB2006001, Profile for Canada, Provinces, Territories, Census Divisions and Census Subdivisions, 2006 Census.

Coleman Community Profile 2012

3.3 Labour Force by Industry

A significant portion of the labour force in Coleman is employed in retail trade. This accounts for 20% of the workforce compared to 10.9% of Ontario's workforce. The percentage of labour force in the transportation and warehousing sector and construction sector are also very large compared to Ontario. The following table indicates Coleman's labour force experience by industry.

Table 13: Labour Force by Industry, 2006

Characteristic	Coleman 2006	Coleman 2006 (%)	Ontario 2006 (%)
Total labour force 15 years and over by industry - North American Industry Classification System 2002 - 20% sample data	200		
Industry - Not applicable	0	0.0	1.7
All industries	200	100.0	98.3
11 Agriculture, forestry, fishing and hunting	10	5.0	1.7
21 Mining and oil and gas extraction	10	5.0	0.4
22 Utilities	10	5.0	0.8
23 Construction	25	12.5	5.8
31-33 Manufacturing	10	5.0	13.7
41 Wholesale trade	0	0.0	4.7
44-45 Retail trade	40	20.0	10.9
48-49 Transportation and warehousing	35	17.5	4.7
51 Information and cultural industries	10	5.0	2.6
52 Finance and insurance	0	0.0	4.8
53 Real estate and rental and leasing	0	0.0	1.9
54 Professional, scientific and technical services	0	0.0	7.2
55 Management of companies and enterprises	0	0.0	0.1
56 Administrative and support, waste management and remediation services	10	5.0	4.8
61 Educational services	0	0.0	6.6
62 Health care and social assistance	10	5.0	9.3
71 Arts, entertainment and recreation	0	0.0	2.1
72 Accommodation and food services	15	7.5	6.3
81 Other services (except public administration)	10	5.0	4.6
91 Public administration	0	0.0	5.3

Source: McSweeney & Associates, Adapted from Statistics Canada, 2006 Electronic Profile, 94-581-XCB2006001, Profile for Canada, Provinces, Territories, Census Divisions and Census Subdivisions, 2006 Census.

Coleman Community Profile 2012

3.4 Commuting to Work

The following two tables provide information on persons reporting a “usual place of work other than in their home or outside of Canada”, and reveal the following regarding labour force commuting with respect to Coleman:

- The majority of Coleman residents who work outside of Coleman commute to work in Temiskaming Shores;
- 82.14% of the workers living in Coleman have a usual place of work outside of Coleman.

No commuting flow data exists for persons employed in Coleman.

Table 14: Where the Coleman Resident Labour Force Works, 2006

Place of Work	Total	Male	Female
Temiskaming Shores	115	50	65
Cobalt	25	15	10
Total Resident Labour Force	140	65	75
<i>Total resident labour force with a usual place of work outside of Coleman</i>	115	50	65
<i>Percent of residents declaring a place of work outside of Coleman</i>	82.14%	76.92%	86.67%

Source: McSweeney & Associates, Statistic Canada, Commuting Flow Census Subdivisions: Sex (3) for the Employed Labour Force 15 Years and Over Having a Usual Place of Work of Census Subdivisions, Flows Greater than or Equal to 20, 2006 Census - 20% Sample Data. <http://www12.statcan.ca/english/census06/data/topics/RetrieveProductTable.cfm?ALEVEL=3&APATH=3&CATNO=97-561-XCB2006011&DETAIL=0&DIM=&DS=99&FL=0&FREE=1&GAL=0&GC=99&GK=NA&GRP=1&IPS=97-561-XCB2006011&METH=0&ORDER=1&PID=90656&PTYPE=88971&RL=0&ShowAll=No&StartRow=1&SUB=0&TemporaI=2006&Theme=76&VID=0&VNAMEE=&VNAMEF=&S=1&O=D&A=R&PRID=0&GID=3554001>

Table 15: Place of Residence for Persons Working in Coleman, 2006

Place of Residence	Total	Male	Female
No commuting flow data exists for persons employed in Coleman.			
Total workforce working in Coleman			
<i>Total non-resident workforce commuting to work to Coleman</i>			
<i>Percent of workers (non-residents) commuting to work to Coleman</i>			

Source: McSweeney & Associates, Statistic Canada, Commuting Flow Census Subdivisions: Sex (3) for the Employed Labour Force 15 Years and Over Having a Usual Place of Work of Census Subdivisions, Flows Greater than or Equal to 20, 2006 Census - 20% Sample Data. <http://www12.statcan.ca/english/census06/data/topics/RetrieveProductTable.cfm?ALEVEL=3&APATH=3&CATNO=97-561-XCB2006011&DETAIL=0&DIM=&DS=99&FL=0&FREE=1&GAL=0&GC=99&GK=NA&GRP=1&IPS=97-561-XCB2006011&METH=0&ORDER=1&PID=90656&PTYPE=88971&RL=0&ShowAll=No&StartRow=1&SUB=0&TemporaI=2006&Theme=76&VID=0&VNAMEE=&VNAMEF=&S=1&O=D&A=R&PRID=0&GID=3554001>

Coleman Community Profile 2012

3.5 Net Import & Export of Labour Force

Data for net import-export of labour force for Coleman is not available.

3.6 General Wages by Occupation

The following table indicates the general wage rate for occupations in Nipissing/Parry Sound/Timiskaming Area - Ontario.

Table 16: General Wage by Occupation

NOC	Occupational Title	Low Wage (\$/hour)	Median Wage (\$/hour)	High Wage (\$/hour)	Reference Period
1411	General Office Clerks	10.25	15.25	26.00	2011
1473	Production Clerks	N/A	N/A	N/A	
	Other Assisting Occupations in Support				
3414	of Health Services	12.00	17.81	24.00	2011
4211	Paralegal and Related Occupations	14.42	25.00	37.18	2011
6421	Retail Salespersons and Sales Clerks	10.25	10.75	19.00	2011
7312	Heavy-Duty Equipment Mechanics	18.00	29.00	33.60	2011
	Other Small Engine and Equipment				
7335	Mechanics	13.00	20.00	27.34	2011
7411	Truck Drivers	12.50	19.20	27.00	2011
	Bus Drivers and Subway and Other				
7412	Transit Operators	10.50	14.00	23.60	2011
	Heavy Equipment Operators (Except				
7421	Crane)	17.50	22.00	27.00	2011
	Automotive Mechanical Installers and				
7443	Servicers	N/A	N/A	N/A	
9511	Machining Tool Operators	14.00	20.61	28.00	2011

Source: Produced by Human Resources and Skills Development Canada's Labour Market Information Service, Report generated on Oct. 30, 2012, http://www.workingincanada.gc.ca/LMI_report_area.do?lang=eng&area=6363&reportOption=wage.

Coleman Community Profile 2012

4 Key Industries

4.1 Largest Employers

Table 17: Largest Private Sector Employers

Company Name	Industry Sector	Employees
SMC Canada Ltd.	Industrial	20
1703097 Ontario Inc.	Commercial Business	6
Denomme Trucking	General Contracting	6
Fidelak Enterprises	Retail/Restaurant/Gas	2

Source: Township of Coleman

Table 18: Largest Public Sector Employers

Company Name	Industry Sector	Employees
Municipality of Coleman Twp	Government Services	8

Source: Township of Coleman

Coleman Community Profile 2012

5 Transportation Facilities

5.1 Highways

Major arterial highways serving the region:

- The Trans Canada Highway 11 runs east-west and links Coleman north to Cobalt, Haileybury and New Liskeard.
- The nearest four lane highway is Hwy. 400 near Parry Sound. It is approximately 295 km from Coleman and runs northwest to southeast into Toronto.

Table 19: Distance to Urban Centres

Distance to Major Urban Centres		
	Km	Miles
Kingston	597	371
Kirkland Lake	106	66
London	643	400
Montreal	686	426
North Bay	137	85
Ottawa	497	309
Sudbury	203	126
St. Catharines	573	356
Sault Ste Marie	512	318
Thunder Bay	961	597
Toronto	482	300
Timmins	225	140
Windsor	818	508
Winnipeg	1,645	1,022

Source: <http://maps.google.ca/maps?hl=en&tab=wl>

Table 20: Distance to Major US Border Crossings

Distance to Border Crossings		
	Km	Miles
Massena/Cornwall	613	381
Ogdensburg/Prescott	563	350
Alexandria Bay/Ivy Lea	606	377
Lewiston/Queenston	590	367
Niagara Falls/Niagara Falls	589	366
Buffalo/Fort Erie	620	385
Detroit/Windsor	821	510
Port Huron/Sarnia	745	463
Sault Ste Marie/Sault Ste Marie	512	318
Grand Portage/Thunder Bay	1,033	642
International Falls/Fort Frances	1,294	804
Baudette/Rainy River	1,385	861

Source: <http://maps.google.ca/maps?hl=en&tab=wl>

Coleman Community Profile 2012

5.2 Rail Service

Rail Service in the Township of Coleman is provided by the Ontario Northland Railway.

Freight:

Ontario Northland

555 Oak Street East

North Bay, ON

P1B 8L3

Phone: (705)472-4500 or 1(800)363-7512 ext 0

Fax: (705)476-5598

Email: info@ontarionorthland.ca

Web: <http://www.ontarionorthland.ca/index.php/en/rail-freight/contact-us>

Ontario Northland is primarily engaged in providing rail freight services for the transportation of mineral and forest products, chemicals, petroleum and other products to and from northeastern Ontario and northwestern Quebec. In addition to rail freight, Ontario Northland operates express freight services between Cochrane and Moosonee.

Most carload freight shipments are moved on regularly scheduled freight trains connecting with other Canadian railways: Canadian National (CN) and CP Rail System (CPRS). Ontario Northland is part of a North American network of railways providing freight services to and from locations throughout North America, including import/export traffic from seaports. Special train movements for heavy or dimensional loads are also handled by Ontario Northland.

Intermodal facilities:

The nearest intermodal terminal is located in Toronto.

Airport Road & Intermodal Drive

76 Intermodal Drive

Brampton, ON

L6T 5K1

Website: <http://www.cn.ca/en/shipping-how-intermodal-terminals.htm>

5.3 Airports

Earlton-Timiskaming Regional Airport (Regional Airport)

P.O. Box 99

Earlton, ON

P0J 1E0

Phone: (705)563-2215

Fax: (705)563-2299

Email: info@timiskairport.com

Web: <http://www.timiskairport.com/home/>

Earlton (Timiskaming Regional) Airport, is located 1.9 km southwest of Earlton, Ontario. The airport has a 6,000 ft × 150 ft (1,829 m × 46 m) paved runway oriented east-west, and a 3,018 by 150 feet (920 m × 46 m) gravel/snow runway oriented north-south.

The Earlton (Timiskaming Regional) Airport, which is 88.8 km from Temagami, connects and accesses the business communities in Timiskaming to regional, national and international markets and clientele. It is also the hub for the Air Ambulance Services in the area, connecting Englehart, Temiskaming and Ville Marie Hospitals to specialized services offered in larger centers such as Sudbury, Toronto, Ottawa and Montreal.

Coleman Community Profile 2012

North Bay Airport (Domestic Airport)

50 Terminal St., Suite 1
 North Bay, ON
 P1B 8G2
 Phone: (705)474-3020
 Fax: (705)472-9867
 Email: AirportManager@northbayairport.com
 Website: <http://www.northbayairport.com/Pages/Default.aspx>

North Bay Airport or North Bay/Jack Garland Airport in North Bay, Ontario, Canada which is 99.9 km from Temagami, is located at Hornell Heights, 7.4 km north-northeast of the city. The airport once served as a North American Aerospace Defense Command (NORAD) base.

North Bay's Jack Garland Airport is an ideal location for aerospace testing and evaluation programs. It offers:

- runways that can accommodate all aircraft types; the main one is 10,000' followed by a second runway at 4,500' and a third which is a dedicated Flight- and Ground-Test Runway 13/31;
- operational schedules that can accommodate intensive periods of runway use;
- ample ground facilities;
- weather conditions that (seasonally) can be representative of almost any airport in the world;
- reserved Flight-test airspace.

Table 21 Air Carrier Services

Air Carriers Providing Services from North Bay Airport		
	Passengers	Goods
Regional	Air Canada Jazz	Air Canada Jazz
Regional	Bear Skin Airlines	Bear Skin Airlines
Private	Voyager Airways	Voyager Airways
Air Taxi	Voyager Airways, Algonquin Flight Center, Lakeland Airways	Voyager Airways, Algonquin Flight Center, Lakeland Airways

Source: Municipality of Temagami

Toronto Pearson International Airport (International Airport)

Customer Service

Phone: (416)776-9892
 Mail: Customer Service Quality
 Greater Toronto Airports Authority
 Toronto Pearson International Airport
 PO Box 6031, 3111 Convair Drive
 Toronto AMF, ON L5P 1B2
 Website: <http://www.torontopearson.com/index.aspx#>

Toronto Pearson International Airport, also known as Lester B. Pearson International Airport or simply Toronto Pearson, is a major international airport serving Toronto, Ontario, Canada, situated 27 km northwest of Downtown Toronto in the City of Mississauga. It is 443 km from Temagami. It is the busiest airport in Canada and the primary hub of flag carrier Air Canada and is also a hub for Air Canada Jazz, West Jet, Air Transat, Sunwing Airlines, and Skyservice. The airport is operated by Greater Toronto Airports Authority as part of Transport Canada's National Airports System. It is one of eight Canadian airports with facilities for United States border preclearance.

Toronto Pearson handled 32.3 million passengers and 430,588 aircraft movements in 2008. It has 5 runways with the longest runway being 11,120 ft.

5.4 Port

Toronto Harbour

Toronto Harbour is a bay on the north shore of Lake Ontario, in Toronto, Ontario, Canada. It is a natural harbour, protected from Lake Ontario waves by the Toronto Islands. It is a commercial port on the Great Lakes as well as a recreational harbour. Waterfront uses include shipping, residential, recreational and cultural.

Coleman Community Profile 2012

Toronto Harbour is both a commercial port and a recreation area. Commercial activities are confined mainly to the harbour's eastern side, while the western side was developed into Harbourfront, a conversion from industrial land to recreational and cultural uses. Harbourfront has parks, hotels, an amphitheatre, and many other facilities.

The port's terminal operations occupy 50 acres (20.234 hectares) and include the following facilities:

- Seven marine berths all, to St. Lawrence Seaway depth. Excellent connections to road and rail service.
- Marine terminal building with 150,000 sq. ft. (13,935 square metres) of storage, located close to the berths. The building has a smooth concrete floor, high ceilings, many large cargo doors, inside or outside loading, and a large truck dock.
- Container distribution center with 100,000 sq. ft. (9,290 square metres) of heated storage, inside rail loading dock, inside truck docks, and many container bays. The building also has high overhead; clean, smooth floor; and is well lighted.
- The entire yard is paved, fenced, customs bonded and has 24 hour security.
- Rail service by both of Canada's railroads, Canadian National and Canadian Pacific. Several sidings provide access throughout the area, including directly to the dock and inside the warehouse building.
- Excellent container yard includes container handling equipment and electrical plugs for reefers.
- An extensive list of handling equipment:
 - heavy lift crane - - 300 short tons (270 tonnes)
 - large mobile container toplifters - - 46 tonnes
 - floating derrick - - 50 tonnes
 - large fleet of forklift trucks with lifting capacity of up to 50 tonnes. A wide range of attachments for handling various products such as steel, woodpulp, forest product rolls, drums, etc.
- A large maintenance centre for maintaining/repairing the equipment.

The Toronto Port Authority

60 Harbour Street

Toronto, ON

M5J 1B7

Phone: (416)863-2000

Fax: (416)863-0495

Web: <http://www.torontoport.com/About-TPA/Contact-Us.aspx>

Coleman Community Profile 2012

6 Taxes and Utilities

6.1 Local Tax Rates

Table 22: Local Tax Rates, 2012

Property Class	Coleman Tax Rates (%)	Education Tax Rates (%)	Total Tax Rates (%)
Residential/farm	0.946799	0.221	1.167799
Commercial (occupied)	1.420198	1.26	2.680198
Commercial excess lands/vacant lands	0.994138	0.882	1.876138
Industrial (occupied)	2.366997	1.26	3.626997
Industrial excess lands/vacant lands	1.538548	0.819	2.357548
Pipeline	1.66328	1.132101	2.795381

Source: Township of Coleman

6.2 Federal and Provincial Income Tax Rates

Table 23: Corporate Taxes – Non-Canadian Controlled

Corporate Tax Rates - Non Canadian Controlled	2011	2012
Combined Federal and Provincial	%	%
General/Manufacturing and Processing/Investment	26.5	26.9
General; Active Business Income	28	26.9
Investment Income	28	26.9

Source: <http://www.kpmg.ca/en/services/tax/taxrates.html>

Table 24: Corporate Taxes –Canadian Controlled

Corporate Tax Rates - Canadian Controlled	2011	2012
Combined Federal and Provincial	%	%
General/Manufacturing and Processing/Investment	26.5	26
General; Active Business Income	28.25	26.5
Investment Income	46.45	46.2

Source: <http://www.kpmg.ca/en/services/tax/taxrates.html>

Table 25: Personal Income Tax, 2012

Taxable Income (\$CDN)	2012 Marginal Tax Rates			
	Other Income	Capital Gains	Eligible Dividends	Non-Eligible Dividends
first \$42,707	15.00%	7.50%	-0.03%	2.08%
over \$42,707 up to \$85,414	22.00%	11.00%	9.63%	10.83%
over \$85,414 up to \$132,406	26.00%	13.00%	15.15%	15.83%
over \$132,406	29.00%	14.50%	19.29%	19.58%

Source: <http://www.taxtips.ca/taxrates/canada.htm>

Table 26 : Sales Tax

Sales Tax	2009
GST (goods and services tax)	5%

Coleman Community Profile 2012

PST (provincial sale tax or retail sales tax)	8%
HST (harmonized sales tax)	13%

Source: <http://www.cra-arc.gc.ca/tx/bsnss/tpcs/gst-tps/rtb-eng.html>

6.3 Electricity

Service Provider: Hydro One
 Contact Information: 1(888)664-1122
 Web: <http://www.hydroone.com>

Table 27: Residential Electricity Rates

Electricity Rates 2012	Urban High Density	Medium Density	Low Density
1. Electricity: (as of May 1, 2012)			
Time-of-Use Prices			
Off-Peak	6.50¢	6.50¢	6.50¢
Mid-Peak	10.0¢	10.0¢	10.0¢
On-Peak	11.7¢	11.7¢	11.7¢
RPP Prices			
First 600 kWh per month (adjusted usage - ¢/kWh)	7.50¢	7.50¢	7.50¢
Additional kWh(adjusted usage - ¢/kWh)	8.80¢	8.80¢	8.80¢
2. Delivery: (as of January 1, 2012)			
Distribution service charge (\$/month)	\$18.44	\$23.64	\$31.11†
Distribution volume charge (metered usage - ¢/kWh)	2.918¢	3.317¢	3.600¢
Transmission network charge (adjusted usage - ¢/kWh)	0.575¢	0.585¢	0.574¢
Transmission connection charge (adjusted usage - ¢/kWh)	0.456¢	0.464¢	0.440¢
3. Regulatory charges:			
Standard supply service administration charge (\$/month)	\$0.25*	\$0.25*	\$0.25*
Rural rate protection charge (adjusted usage - ¢/kWh)	0.11	0.11¢	0.11¢
Wholesale market service rate (adjusted usage - ¢/kWh)	0.52¢	0.52¢	0.52¢
4. Debt retirement charge (metered usage - ¢/kWh):			
	0.70¢	0.70¢	0.70¢
5. Adjustment Factor			
	1.078	1.085	1.092
* If you've enrolled with a retailer, the \$0.25 standard supply service administration charge will be deducted from the Regulatory charges on your bill.			
† Under the Ontario Energy Board Act, and associated regulation, qualifying year-round residences are eligible to receive Rural or Remote Rate Protection (RRRP). The Delivery charge for Normal Density includes the applicable credit of \$28.50.			

Source: Hydro One Networks, <http://www.hydroone.com/RegulatoryAffairs/RatesPrices/Pages/ResidentialDeliveryRates.aspx>

Table 28: Small Business Service Electricity Rates

Coleman Community Profile 2012

General Service Energy-billed (less than 50 kW demand)	General Service – Urban Energy	General Service - Energy
1. Electricity – up to 250,000 kWh/year:		
Time-of-Use Prices (as of May 1, 2012)		
Off-Peak	6.50¢	6.50¢
Mid-Peak	10.0¢	10.0¢
On-Peak	11.7¢	11.7¢
RPP Prices (as of May 1, 2012)		
First 750 kWh per month (adjusted usage - ¢/kWh)	7.50¢	7.50¢
Additional kWh (adjusted usage - ¢/kWh)	8.80¢	8.80¢
2. Delivery: (as of January 1, 2012)		
Distribution service charge (\$/month)	\$18.00	\$39.41
Distribution volume charge (metered usage - ¢/kWh)	2.325¢	3.938¢
Transmission network charge (adjusted usage - ¢/kWh)	0.445¢	0.431¢
Transmission connection charge (adjusted usage - ¢/ kWh)	0.335¢	0.329¢
3. Regulatory charges:		
Standard supply service administration charge (\$/kWh)	\$0.25*	\$0.25*
Rural rate protection charge (adjusted usage - ¢/kWh)	0.11¢	0.11¢
Wholesale market service rate (adjusted usage - ¢/kWh)	0.52¢	0.52¢
4. Debt retirement charge (metered usage - ¢/kWh):	0.70¢	0.70¢
* If you've enrolled with a retailer, the \$0.25 standard supply service administration charge will be deducted from the Regulatory charges on your bill.		

Source: Hydro One Networks, <http://www.hydroone.com/RegulatoryAffairs/RatesPrices/Pages/SmallBusinessDeliveryRates.aspx>

Table 29: Seasonal Customers Service Electricity Rates

High Density
1. Electricity:
Time-of-Use Prices (as of May 1, 2012)
Off-Peak
6.5¢

Coleman Community Profile 2012

Mid-Peak	10.0¢
On-Peak	11.7¢
RPP Prices (as of May 1, 2012)	
First 1,000 kWh per month (adjusted usage - ¢/kWh)	7.50¢
Additional kWh (adjusted usage - ¢/kWh)	8.80¢
2. Delivery: (as of January 1, 2012)*	
Distribution service charge (\$/month)	\$23.63
Distribution volume charge (metered usage - ¢/kWh)	8.205¢
Transmission network charge (adjusted usage - ¢/ kWh)	0.543¢
Transmission connection charge (adjusted usage - ¢/ kWh)	0.431¢
3. Regulatory charges:	
Standard supply service administration charge (\$/ month)	\$0.25*
Rural rate protection charge (adjusted usage - ¢/kWh)	0.11¢
Wholesale market service rate (adjusted usage - ¢/ kWh)	0.52¢
4. Debt Retirement charge (metered usage - ¢/kWh):	0.70¢
5. Adjustment Factor	1.092
* If you've enrolled with a retailer, the \$0.25 standard supply service administration charge will be deducted from the Regulatory charges on your bill.	

Source: Hydro One Networks, <http://www.hydroone.com/RegulatoryAffairs/RatesPrices/Pages/SeasonalDeliveryRates.aspx>

Coleman Community Profile 2012

6.4 Natural Gas

Service Provider: Union Gas
 Contact Information: 1(877)969-0999
 Web: www.uniongas.com

Table 30: Gas: Regional Residential Rates (Rate 301)

Charges	Cents per cubic metre (Rates as of October 1, 2012)
Gas Used	10.7891
Gas Price Adjustment	-2.5717
Transportation to Union Gas	7.6495
Transportation Price Adjustment	0.9428
Storage	2.2540
Delivery (cents per m3)	
First 100 m ³	7.5251
Next 200 m ³	7.0146
Next 200 m ³	6.6519
Next 500 m ³	6.3191
All Over 1,000 m ³	6.0442
Delivery Price Adjustment	0.0578
Monthly charge (per metre)	\$21.00

Source: <https://www.uniongas.com/aboutus/rates/residential/pdf/rate301.pdf>

Table 31: Gas: Small Commercial Rates (Rate 310)

Charges	Cents per cubic metre (Rates as of October 1, 2012)
Gas Used	10.7891
Gas Price Adjustment	-2.5717
Transportation to Union Gas	7.2153
Transportation Price Adjustment	0.9425
Storage	1.5796
Delivery	
First 100 m ³	6.0549
Next 200 m ³	4.7882
Next 200 m ³	4.0657
Next 500 m ³	3.6033
All Over 1,000 m ³	1.8512
Delivery Price Adjustment	-0.0540
Monthly charge (per metre)	\$70.00

Source: <https://www.uniongas.com/aboutus/rates/residential/pdf/rate310.pdf>

For large business rates services, please check website: <https://www.uniongas.com/business/accountservices/unionline/contractsRates/index.asp#>

Table 32: Gas: Large Volume General Firm Service* (Northern Rate 10)

Coleman Community Profile 2012

Region: Northern (Rate 10 - Large volume General Firm Service*)	
Monthly Charge (per meter):	\$70.00
	<u>cents/m³</u>
Commodity & Fuel (including commodity and fuel price adjustment)	10.7891
Transportation (including transportation price adjustment)	7.6495
Storage Service (including storage price adjustment)	2.2540
<u>Monthly Delivery Commodity Charge</u>	<u>cents/m³</u>
First 1,000 m ³	6.0549
Next 9,000 m ³	4.7882
Next 20,000 m ³	4.0657
Next 70,000 m ³	3.6033
Over 100,000 m ³	1.8512
<u>Notes:</u>	
* Large Volume General Firm Service is available to any customer in this region who is an end user whose total firm gas requirements at one or more Company-owned meters at one location exceed 50,000 m ³ per year.	
Rates as of Oct. 1, 2012	

Source: <https://www.uniongas.com/aboutus/rates/business/schanorth.pdf>

6.5 Waste Management

The township of Coleman has one waste disposal site:

Table 33: Waste Sites

Coleman Landfill Site	
Tipping Fees	<ul style="list-style-type: none"> • Refuse Waste - \$3.00 per one cubic yard. • CFC's Untagged \$44.00 ea • Construction/demolition \$4.00/cu yd • Bulky Furniture \$4.00/cu yd • Domestic Garbage \$2.00/cu yd • Hazardous Material \$25.00/cu yd • Wood Products \$4.00/cu yd • Additional Garbage Bags \$1.00 per bag
Tires:	<ul style="list-style-type: none"> • less than 35" \$5.00 ea • 35" - 49" \$10.00 ea • more than 49" \$20.00 ea

Source: The Township of Coleman

Coleman Community Profile 2012

6.6 Water and Sanitary Sewer

Table 34: Water Rates

Water Rates	
Flat Rate Per Month (\$)	\$0.70/cubic metre
Residential (\$)	\$70.00 per month

Source: The Township of Coleman

For more information please contact:

Township of Coleman
937907 Marsh Bay Road
Coleman, ON
P0J 1C0
Phone: (705)679-8833
Fax: (705)679-8300
Email: toc@ontera.net
Web : www.colemantownship.ca

Coleman Community Profile 2012

6.7 Communications Infrastructure

Table 35: Communications Infrastructure

Service	Number of Companies Providing Service
Telephone (landline) service providers	2
Local High Speed Internet Providers	3
Fibre Optics Providers	0
Cable/Satellite TV Providers	3
Local Cell phone Coverage/Providers	2

Source: The Township of Coleman

Northern Tel

NorthernTel
c/o Service à la clientèle
850, Birch Street South
Timmins, ON
Phone (toll free): 1(800)360-8555

NorthernTel provides total communications solutions to meet the changing needs of Northerners. Since 1905, NorthernTel has remained committed to offering Northeastern Ontario communities progressive services that make it easier to communicate effectively at home, at work, and at play. Being "closer to you", we have a better understanding of what is important to you. Our 250 employees are dedicated to delivering quality services and products to over 66,000 customers across our 83,000 kilometre service area.

Ontera

555 Oak Street East
North Bay, ON
P1B 8L3
Fax: (705)495-2025

For all inquiries including signing up for internet services, telephone, long distance plans, data and cellular please call: 1(888)5-ONTERA (566-8372). Email inquiries including information, new account set up; existing service changes can be sent to customer.service@ontera.ca.

Web: <http://www.ontera.ca/en>

Ontera is a wholly owned subsidiary of the Ontario Northland Transportation Commission (ONTC), an Operational Enterprise of the Province of Ontario. ONTC, established in 1902, strives to be a recognized leader in creating prosperity in the North by providing innovative, competitive transportation and telecommunications solutions.

Ontera is a full integrated telecommunication company, offering a wide range of telecommunications and IP-based solutions, including Internet, long distance, local voice, data and information technology services throughout Northern Ontario.

Bell Canada

Bell Canada provides local and long distance phone service, wireless voice and data services, internet access, satellite television, and a host of other solutions and services to Canadian homes and businesses.

Coleman Community Profile 2012

Bell Internet

Bell Internet technical support

Tel: (705)310-7873

Elsewhere in Canada: 1(800)773-2121

Anywhere in North America: 1(800)668-6878 (Ontario customers)

Bell WiMAX Unplugged technical support

Tel: (705)310-7873

Elsewhere in Canada: 1(866)716-8402

Web: http://www.bell.ca/Bell_Internet

Hours of operation

Technical support: 24 hours a day, every day of the year.

Billing and general information: Monday to Friday, 8 a.m. to 7 p.m., Saturday, 9 a.m. to 5 p.m.

Bell ExpressVu

1(888)SKY-DISH (759-3474)

Hours of operation - Activation of accounts and receivers: 7 days a week, 8 a.m. to 9 p.m. (including holidays)

Technical assistance: 24 hours a day, every day of the year (including holidays)

Billing and general information:

Monday to Friday, 8 a.m. to 9 p.m.

Saturday 9 a.m. to 6 p.m.

Closed on holidays

Website: http://www.bell.ca/Bell_TV

Shaw Direct

Shaw Satellite G.P.

Suite 100, 2400 32 Ave NE

Calgary, AB

T2E 9A7

Tel: 1(888)554-7827

Fax: 1(800)872-8219

Website: <http://www.shawdirect.ca/english/default.asp>

Shaw Direct offers more than 500 channels, great programming packs, top quality Motorola hardware, access to Instant Pay Per View movies and events and an onscreen, interactive programming guide.

Nor Tel Mobility (Phone Service)

Nortel is a recognized leader in delivering communications capabilities that make the promise of Business Made Simple a reality for our customers. Our next-generation technologies, for both service provider and enterprise networks, support multimedia and business-critical applications. Nortel's technologies are designed to help eliminate today's barriers to efficiency, speed and performance by simplifying networks and connecting people to the information they need, when they need it. Nortel does business in more than 150 countries around the world.

Major Contact

Canada: 1(800)4Nortel (466-7835)

Web: <http://www.nortel.com/solutions/index.html>

Eastlink

Coleman Community Profile 2012

General Inquiries

P.O. Box 8660, Station "A"

Halifax, Nova Scotia

B3K 5M3

Phone (residential services): 1(888)345-1111

Phone (business solutions): 1(877)525-5441

Web: <http://www.eastlink.ca/central.aspx>

Eastlink has more than 1,600 employees providing a range of communications, entertainment, television and advertising services to residential, business and public sector customers. Eastlink was the first communications and entertainment company in North America to combine cable, Internet and telephone service in a communications and entertainment bundle. Eastlink is one of the fastest internet providers in North America.

Coleman Community Profile 2012

7 Building and Development Related Fees

Table 36: Development-Related Application Fees:

Application	Fee Amount	Approximate approval time required
Building Permits	New Residential fee formula (New Homes, sleep cabins, additions and major renovations) Cost is derived from the value of the construction	1 year
Demolition Fees	Demolition Permits \$50.00	1 year
Official plan amendment	\$500	n/a
Zoning amendment application	\$500	n/a
Site Plan (new application)	n/a	n/a
Consent Application	\$250	n/a

Source: Township of Coleman

7.1 Development Charges

There are no development charges.

Currently, there is no industrial park in Coleman. For further information please contact:

Claire Bigelow - Clerk Treasurer
Township of Coleman
937907 Marsh Bay Road
Coleman, ON
P0J 1C0
Phone: (705)679-8833
Fax: (705)679-8300
Email: toc@ontera.net
Web: www.colemantownship.ca

9 Business Support Programs and Services

9.1 Local Business Development Programs

South Temiskaming Community Futures Development Corporation

P.O. Box 339
Haileybury, ON
P0J 1K0
Phone: (705)672-3021
Fax: (705)672-5959
Email: info@southtemiskaming.com & linda@southtemiskaming.com
Web: www.southtemiskaming.com

South Temiskaming Community Futures Development Corporation promotes Community Economic Development as a locally driven process where people plan and act for the future of their area.

Enterprise Temiskaming

325 Farr Drive, P.O. Box 250
Haileybury, ON
P0J 1K0
Phone: (705)672-5155
Fax: (705)647-4442
Email: enterprise@ntl.sympatico.ca
Web: www.enterprisetemiskaming.ca

Enterprise Temiskaming is focused on providing support to start-up and small enterprises during their initial years of development and operation. Entrepreneurs are provided with easy access to business consulting services and information covering management, marketing, technology and financing.

Temiskaming Development Fund Corporation (Tem Fund)

74C Scott Street, P.O. Box 1810
New Liskeard, ON
P0J 1P0
Phone: (705)628-2444
Cell: (705)568-7055
Fax: (705)628-2554

Coleman Community Profile 2012

Toll Free: 1(800)362-9816 (applies to 705 area code only)

Email: lhilcoat@temfund.ca

Web: <http://temfund.ca/index.htm>

Temfund is an aggressive, yet selective lender to new and existing businesses in the Resource and Industrial sector within the provincial electoral boundaries of the District of Temiskaming. The primary goal is to promote economic growth within Temiskaming.

Northern Ontario Heritage Fund Corporation

Roberta Bondar Place 70 Foster Drive, Suite 200

Sault Ste. Marie, ON

P6A 6V8

Phone: (705)945-6700

Toll Free: 1(800)461-8329

Fax: (705)564-7447

Email: nohfc.ndm@ontario.ca

Web: <http://nohfc.ca>

The Northern Ontario Heritage Fund Corporation (NOHFC) is working to build strong, prosperous northern communities through seven unique programs to help foster hope and opportunity across Northern Ontario.

Coleman Community Profile 2012

9.2 Government Services

The Corporation of the Municipality of Coleman

937907 Marsh Bay Road
Coleman Twp, ON
P0J 1C0
Phone: (705)679-8833
Fax: (705)679-8300
Email: toc@ontera.net
Web: <http://www.colemantownship.ca>

Service Ontario

280 Armstrong Street, Box 6002
New Liskeard, ON
P0J 1P0
Phone: (705)647-7391
Fax: (705)647-7390
Web: http://www.ontario.ca/en/services_for_residents/index.htm
Service: Set up PST, Workplace Safety and Insurance Board

Service Canada

290 Armstrong Street North
New Liskeard, ON
P0J 1P0
Phone: 1(800)622-6232
Fax: (613)941-1827
Email: info@edt.gov.on.ca
Web: <http://www1.servicecanada.gc.ca/eng/home.shtml>
Service: Set up Revenue Canada Accounts for payroll deductions, GST etc.

9.3 Chamber of Commerce and Business Associations

Tri-Town & District Chamber of Commerce and the Temiskaming Shores Tourism Information Centre

883356 Hwy 65 East
P.O. Box 811
New Liskeard, ON
P0J 1P0
Phone: (705)647-5771
Toll Free: 1(866)947-5753
Fax: (705)647-8633
Email: chamber@ntl.sympatico.ca
Web: <http://www.tsacc.ca/>

Coleman Community Profile 2012

9.4 Education, Employment and Training Services

Post Secondary Institutions in North Eastern Ontario -

Laurentian University

935 Ramsey Lake Road

Sudbury, ON

P3E 2C6

Phone: (705)675-1151

Fax: (705)675-4891

Website: <http://www.laurentian.ca>

Major Programs: Business, Engineering, Medicine, Science

Nipissing University

Campus: North Bay (Main Campus)

100 College Drive, Box 5002

North Bay, ON

P1B 8L7

Phone: (705)474-3450

Fax: (705)474-1947

Website: <http://www.nipissingu.ca/>

Major Programs: Business, Medicine, Science

Cambrian College

Campus: Sudbury (Main Campus); Espanola; Little Current

1400 Barrydowne Road

Sudbury, ON

P3A 3V8

Phone: (705)566-8101

Fax: (705)869-3071

Web: <http://www.cambriancollege.ca/Pages/Home.aspx>

Major Programs: Automotive/Mechanical, Business, Health, Hospitality/Tourism, Information Technology

Canadore College

Campus: North Bay (Main Campus); Mattawa; Parry Sound; Sturgeon Falls

100 College Drive, P.O. Box 5001

North Bay, ON

P1B 8K9

Phone: (705)474-7600

Fax: (705)474-2384

Web: <http://www.canadorec.on.ca/>

Major Programs: Automotive/Mechanical, Business, Construction, Health, Hospitality/Tourism, Information Technology

Collège Boréal

Campus: Sudbury (Main Campus); Hearst; Kapuskasing; New Liskeard; Nipissing; Timmins

21, Boulevard Lasalle

Sudbury, ON

P3A 6B1

Phone: (705)560-6673

Web: <http://www.collegeboreal.ca/>

Major Programs: Automotive/Mechanical, Business, Construction, Forestry, Health, Information Technology

Northern College

Campus: Timmins (Main Campus); Haileybury; Kirkland Lake; Moosonee; South Porcupine

640 Latchford St Box 2060

Haileybury, ON

P0J 1K0

Phone: (705)672-3376

Coleman Community Profile 2012

Web: <http://www.northern.on.ca/>

Major Programs: Business, Construction, Health, Information Technology

Sault College

443 Northern Avenue
Sault Ste. Marie, ON
P6B 4J3

Phone: (705)759-2554

Web: <http://www.saultcollege.ca/>

Email: studentrecruitment@saultcollege.ca

Major Programs: Automotive/Mechanical, Business, Construction, Forestry, Health, Hospitality/Tourism

Everest College of Business, Technology and Health Care

Campus: Sudbury
66 Elm Street
Sudbury, ON
P3C 1R8

Phone: 1(877)390-2799

Web: <http://www.everest.ca/>

Major Programs: Business, Finance, Health, Information Technology

Transport Training Centres of Canada

Campus: Sudbury (Main Campus); North Bay; Sault Ste. Marie; Timmins
17 Willow Street
North Bay, ON
P1B 8Z4

Phone: (705)840-1176

Fax: (705)840-2812

Web: <http://www.ttcc.ca/>

Major Programs: Heavy Equipment and Commercial Truck Training

Employment and Training Services - Employment Resource Centre

North Bay Public Library
271 Worthington St. E.
North Bay, ON

Phone: (705)474-4830

Email: recoskiej@northern.on.ca

Web: <http://www.dnssab.on.ca/erc.htm>

Contact North

P.O. Box 484
Temagami, ON
P0H 2H0

Phone: 1(877)999-9149

Fax: (705)634-2129

Web: <http://www.contactnorth.ca>

9.5 Area Financial Institutions

Bank of Nova Scotia

478 Main Street
Haileybury, ON
P0J 1K0

Phone: (705)672-3357

Fax: (705)672-5489

Web: www.scotiabank.com

CIBC

6 Armstrong Street N

Coleman Community Profile 2012

New Liskeard, ON

P0J 1P0

Phone: (705)647-6877

Fax: (705)647-5539

Web: <http://www.cibc.com/ca/personal.html>

Desjardins

138 Whitewood Avenue

New Liskeard, ON

P0J 1P0

Phone: (705)647-8135

Fax: (705)647-8439

Web: http://www.desjardins.com/en/votre_caisse/ontario.jsp

Royal Bank

5 Armstrong Street

New Liskeard, ON

P0J 1P0

Phone: (705)647-6891

Web: <http://www.royalbank.com/>

Canada Trust (TD)

11B Timiskaming Square

New Liskeard, ON

P0J 1P0

Phone: (705)647-6749

Web: <http://www.tdcanadatrust.com/products-services/banking/index-banking.jsp>

9.6 Investor Groups

Grant Thornton LLP

17 Wellington Street

New Liskeard, ON

P0J 1P0

Phone: (705)647-8100

Fax: (705)647-7026

Web: <http://www.grantthornton.ca/>

Mars Accounting & Bookkeeping Services

45 Paget Street

New Liskeard, ON

P0J 1P0

Phone: (705)647-3798

VS Accounting & Consulting

213 Whitewood Avenue East

New Liskeard, ON

P0J 1P0

Phone: (705)647-0007

Fax: (705)647-0118

Web: http://www.ylm.ca/Orgs/YLM_Company_Detail.asp?ID=362533

Kemp Elliott & Blair LLP

8 Armstrong Street North

New Liskeard, ON

P0J 1P0

Phone: (705)647-8174

Fax: (705)647-7644

Seguin Marc T

222 Whitewood Avenue West

New Liskeard, ON

Coleman Community Profile 2012

P0J 1P0

Phone: (705)647-6603

Willard's Computerized Accounting Services

34 Niven Street
New Liskeard, ON
P0J 1P0

Phone: (705)647-5222

9.7 Real Estate

Re/Max Town and Country

100 Whitewood Avenue
Box 729
Temiskaming Shores, ON
P0J 1P0

Phone: (705)647-3636

Fax: (705)647-5000

Email: remax@nt.net

Web: <http://tritownrealestate.com/index.pl/currency=CAD/page=category/ID=36>

Royal LePage Best Choice Realty

117 Whitewood Avenue
New Liskeard, ON
P0J 1P0

Phone: (705)647-6848

Fax: (705)647-9285

Web: <http://www.bestchoicerealty.ca/>

Coldwell Banker Temiskaming Realty, Brokerage

107 Whitewood Avenue, P. O. Box 1284
New Liskeard, ON
P0J1P0

Phone: (705) 647-1110

Email: holly-byers@coldwellbanker.ca

Web: <http://www.coldwellbanker.ca/office?action=list&freeTextAddress=new+liskeard&countryId=9>

9.8 Incentives

Temiskaming Development Fund Corporation (Tem Fund)

74C Scott Street, P.O. Box 1810
New Liskeard, ON
P0J 1P0

Phone: (705)628-2444

Cell: (705)568-7055

Fax: (705)628-2554

Toll Free: 1(800)362-9816 (applies to 705 area code only)

Email: lhilcoat@temfund.ca

Web: <http://temfund.ca/index.htm>

Defer principle and interest payments for between 3-6 months on loans advanced-maximum \$1 M.

Northern Ontario Heritage Fund Corporation

Roberta Bondar Place 70 Foster Drive, Suite 200
Sault Ste. Marie, ON
P6A 6V8

Phone: (705)945-6700

Toll Free: 1(800)461-8329

Fax: (705)564-7447

Coleman Community Profile 2012

Email: nohfc.ndm@ontario.ca

Web: <http://nohfc.ca>

The Northern Ontario Heritage Fund Corporation (NOHFC) is proud to be a vital component of the Northern Prosperity Plan.

Healthy Communities Fund (HCF)

Web: <http://www.mhp.gov.on.ca/en/healthy-communities/hcf/default.asp>

The Healthy Communities Fund (HCF) aims to help bring about a physical activity and community sport culture in Ontario by helping local, regional and provincial not-for-profit organizations provide and enhance opportunities for physical activity through community sport and recreation.

Rural Economic Development Program (RED)

Rural Economic Development Program

Rural Community Development Branch

1 Stone Road West, 4th Floor NW

Guelph, ON

N1G 4Y2

Phone: 1(888)588-4111

Fax: (519)826-4336

Email: red.omafra@ontario.ca

Web: <http://www.omafra.gov.on.ca/english/rural/red/index.html>

The Rural Economic Development (RED) program assists with the costs of projects that use the power of partnership to create change. The partners might be individuals, businesses, organizations, or municipal governments that share a common goal: to breathe new life into rural communities, make more opportunities to develop skills, and improve access to health care.

Coleman Community Profile 2012

9.9 Economic Strategies

Table 37: Economic Strategies

Economic Strategies	
Is there a Council-Approved Strategic Economic Plan?	Yes Date: 2004
Name of the Economic Plan	Description of the Economic Plan
Economic Development Strategy	<ul style="list-style-type: none"> • Reflect on past success • Establish directions/goals to build on our successes • Articulate opportunities • Describe the simple steps that can be taken to achieve these goals
Please include specific industries or projects targeted by your community.	
Specific Economic Sectors or Industries Targeted in the Plan:	
<ul style="list-style-type: none"> • Exploring opportunities for growth within Natural Resources Sector (Forestry, Mining & Exploration, Fishing & Hunting, Aquaculture, Clean Energy Sources, and Water) • Developing Coleman Township's Land Base • Developing and Economic Development Corporation • Supporting Local Business Development, Growth and Retention • Expanding and Diversifying Tourism in Coleman (Unsurpassed Natural Surroundings, Resource-Based Tourism Diversification, Capitalizing on Trail Systems, Cultural and Heritage Attractions, and Aboriginal Heritage) • Becoming a model for Sustainable Development • Roads • Developing Additional Accommodations 	

Source: Township of Coleman

10.1 Housing Characteristics

Table 38: Housing Characteristics, 2008

Property Type	Average Assessment
Single family detached (not on water)	\$70,000

Source: Township of Coleman

10.2 Health Care Services

Temiskaming Hospital

412 Shepherdson Road

New Liskeard, ON

P0J 1P0

Phone: (705)647-8121

Fax: (705)647-5800

Web: <http://www.temiskaming-hospital.com/>

Temiskaming Hospital is a modern and spacious facility built in 1980. It serves the City of Temiskaming Shores and area which includes the surrounding 4,200 square miles, bringing the total population served to about 25,000 people. The Hospital is a 59 bed facility, which is comprised of 40 acute beds, 11 chronic beds, 5 obstetric beds and 3 special care unit beds.

Temiskaming Hospital's team consists of 219 employees (of which 110 are full time and 109 are part time). The Medical Staff consists of 17 full time and 2 part time family practitioners, 3 general surgeons, 1 internist, 3 general practitioner anaesthetists, 1 family doctor specializing in geriatrics, 1 visiting pathologist and 3 visiting radiologists. Approximately 21 visiting specialists conduct regular outpatient clinics in disciplines such as cardiology, neurology, nephrology, obstetrics and gynecology, orthotics, rehab/physical medicine, psychiatry, ophthalmology and pediatrics.

Englehart & District Hospital Inc.

61 Fifth Street

P.O. Box 69

Englehart, ON

POJ 1H0

Phone: (705)544-2301

Fax: (705)544-5222

Email: dpeplinski@edhospital.on.ca

Web: <http://www.edhospital.on.ca/>

North Bay Regional Health Centre

50 College Drive, Box 2500

North Bay, ON

P1B 5A4

Phone: (705)474-8600

Web: <http://www.nbrhc.on.ca>

Temiskaming Health Unit

247 Whitewood Ave., Box 1090

New Liskeard, ON

P0J 1P0

Phone: (705)647-4305

Fax: (705)647-5779

Coleman Community Profile 2012

Web: <http://www.timiskaminghu.com>

Latchford Medical Clinic

Dr. Brenda Hardie
66 Main Street
Phone: (705)676-2200

Extencicare Tri-Town

143 Bruce Street
Haileybury, ON
P0J 1K0
Phone: (705)672-2151
Fax: (705)672-5348
Web: <http://www.extencicarecanada.com/haileybury/index.aspx>

Temiskaming Lodge

100 Bruce Street
Haileybury, ON
P0J 1K0
Phone: (705)672-2123
Fax: (705)672-5734
Web: http://www.jarlette.com/temiskaming_ltc.html
Services: Long Term Care Services / 82 Beds

Northdale Manor

142-130 Lakeshore Road North
Temiskaming Shores, ON
P0J 1P0
Phone: (705)647-6541
Fax: (705)647-5284
Web: <http://www.northdalemanor.ca/>
Services: Retirement Home Services

Telehealth Ontario

Phone: 1-866-532-3161
Web: <http://www.health.gov.on.ca/en/public/programs/telehealth/>
Free Access to a Registered Nurse — 24 Hours a day, 7 days a Week.
1(866)797-0000 TTY: 1(866)797-0007

What is Telehealth Ontario?

Telehealth Ontario is a free, confidential telephone service for health advice or general health information from a Registered Nurse.

That means quick, easy access to a qualified health professional. We can help you decide whether to care for yourself, make an appointment with your doctor, go to a clinic, contact a community service or go to a hospital emergency room.

Coleman Community Profile 2012

10.3 Education

Table 39: Public Schools

Elementary Schools				
Name of the School	Location	Grades	Language	Telephone
Temagami Public School	Temagami	JK- Grade 8	English	(705)569-3450
New Liskeard Public School	New Liskeard	JK- Grade 8	English	(705)647-7341
Haileybury Public School	Haileybury	JK- Grade 8	English	(705)672-3123
Ecole Public des Navigateurs	New Liskeard	JK- Grade 8	French	(705)647-8700
Gwen Public School	New Liskeard	JK- Grade 8	English	(705)647-4551
High Schools				
Name of the School	Location	Grades	Language	Telephone
Temiskaming District Secondary School	New Liskeard	9 to 12	English	(705)647-7336
Chippewa High School	North Bay	9 to 12	English	(705)475-2341
Widdifield High School	North Bay	9 to 12	English	(705)472-5711
West Ferris High School	North Bay	9 to 12	English	(705)475-2333

Source: Municipality of Temagami, Town of Cobalt, Town of Latchford and Township of Coleman

Table 40: Catholic Schools

Elementary Schools				
Name of the School	Location	Grades	Language	Telephone
English Catholic Central School	New Liskeard	JK to 8	English	(705)268-4301
Ecole Catholique St-Michel	New Liskeard	JK to 8	French	(705)647-6614
Ecole Catholique Sacre-Coeur	New Liskeard	JK to 8	French	(705)647-6355
St. Patrick School	Cobalt	JK to 8	English	(705)679-5575
St. Croix	Haileybury	JK to 8	French	(705)672-3661
High Schools				
Name of the School	Location	Grades	Language	Telephone
Ecole Secondaire Sainte Marie	New Liskeard	9 to 12	French	(705)647-7376
Ecole Secondaire Catholique Algonquin	North Bay	9 to 12	French	(705)472-8240
Scollard Hall High School	North Bay	9 to 12	English	(705)494-8600

Source: Municipality of Temagami, Town of Cobalt, Town of Latchford and Township of Coleman

10.4 Protective Services

Emergency Phone Numbers: 911

The Township of Coleman offers the following emergency service providers:

- Ontario Provincial Police
- Ambulance services

Coleman Community Profile 2012

- Fire department.

Ontario Provincial Police

32 Lakeshore Drive
 Temagami, ON
 P0H 2H0
 Phone: 1(888) 310-1122
 Web: <http://www.opp.ca/>

Coleman Fire Department

Phone: (705)679-8833 ext.228

10.5 Recreation, Tourism and Events

Having experienced successful festivals such as Fred Eaglesmith's Great Northern Picnic, this grand event has shown us the kind of opportunities that exist in Coleman's 2 billion square feet. Its Municipal Complex which is expanding into an exciting Multi-Purpose Facility is the heart of the community. The newly acquired Bass Lake Public Beach has long been Coleman's gem. Located along highway 11, this beautiful and spacious Township offers a natural setting that is easily accessible for everyone's enjoyment.

Table 41: Recreation and Tourism Facilities

Facility		Facility	
Daycares	0	Capacity of Daycares	0
Facilities for Seniors	0	Ice Arena	0
Marinas	0	Theatres	0
Cinemas	0	Museums	0
Galleries	0	Baseball Diamonds	1
Soccer / Football Fields	0	Public Transit: Handi Transit	No
Indoor Swimming Pools	0	Outdoor Swimming Pools	0
Public Tennis Courts	0	Private Tennis Courts	No
Public Golf Courses	0	Private Golf Courses	No
Curling Clubs	No	Skiing Facilities	Yes
Bowling Lanes	No	Fitness Complexes	No
Snowmachine Clubs	No	Parks	Yes
Camping Facilities	4	Curling Clubs	No

Source: Township of Coleman

Coleman Community Profile 2012

10.6 Local Media

Newspapers:

Table 42: Newspapers

Newspaper	Frequency
The Voice	bi-weekly
Temiskaming Speaker	weekly
North Daily News	twice weekly
Week-ender	weekly

Source: Township of Coleman

Radio Stations:

104.5 CJTT – New Liskeard

101.5 CJKL – Kirkland Lake



F M

F M

Cable Service:

Table 43: Cable Service

Name	Telephone
Eastlink	1(888)345-1111

Source: Township of Coleman

Television:

CTV North (Northern Ontario)

CBC Television (Canada)

11 Campsites

Coleman Community Profile 2012

Bass Lake Resort

877760 Bass Lake Road on Hwy 11B
Coleman, ON P0J 1C0
Phone: (705)679-8648

Loon Lake Trailer Park

Portage Bay Road off Hwy 11
Coleman, ON P0J 1C0
Phone: (705)679-8992

Marsh Bay Tourist Resort

RR#1, 937740 Marsh Bay Road
Coleman, ON P0J 1C0
Phone: (705)679-8810
Email: marshbayresort@gmail.com
Web: <http://www.marshbayresort.com>

Portage Bay Lodge

RR#1, Portage Bay Road
Coleman, ON P0J 1C0
Phone: (705)679-5946 or (705)679-5290
Fax: (705)646-2533
Email: chitaronic@xplornet.com